


MICROSCAN®

NERLITE® SCD I®-75-LED

SCDI®-75-LED Series Square Continuous Diffuse Illuminators provide continuous diffuse illumination in the same optical path as the camera. The SCDIs patented design addresses critical applications involving highly specular surfaces. The SCDI is designed to minimize surface textures and elevation changes while providing uniform illumination over the field of view.

Model #	Description
NER-010302000	SCDI-75, R LED-D, 12V-C
NER-010302003	SCDI-75, R LED-D, 12V-C, w/Top & Bottom A/R shields
NER-010302011	SCDI-75, R LED-D, 12V-C, w/660nm LEDs
NER-010302001	SCDI-75, R LED-D, 24V-S
NER-010302005	SCDI-75, R LED-D, 24V-C w/"Flying Leads"
NER-010302800	SCDI-75, W LED-D, 12V-C
NER-010302012	SCDI-75, W LED-D, 24V-C w/DB9
010-302006	SCDI-75, B LED-D, 12V-C
NER-010302008	SCDI-75, G LED-D, 24V-C w/"Flying Leads"



Accessories:

Part #	Description	Models Used On
NER-010901900	SCM-2, 2 Channel Strobe Cntrl.	24V-S
NER-010501402	CPS-24, 24VDC, US cord	24V-S ¹
NER-010501401	CPS-24, 24VDC, EU cord	24V-S ¹
NER-010502601	CPS-24T, 24VDC US w/9-pin D-sub	24V-C & 24V-S ^{1,2}
NER-010502602	CPS-24T, 24VDC EU w/9-pin D-sub	24V-C & 24V-S ^{1,2}
NER-010500301	CPS-12 3.5A, 12VDC, US Cord	12V-C
NER-010500303	CPS-12 3.5A, 12VDC, EU Cord	12V-C
NER-010502700	ICM-1, M/D Intensity Cntrl, 12V-C	12V-C
NER-010502701	ICM-1, M/D Intensity Cntrl, 24V-C	24V-C ²
NER-010502702	SCM-1, 1 Channel M/D Strobe Cntrl.	24V-S
NER-010503500	VPS-II, 2 Ch. Variable PS, US Cord	12V-C
NER-010503501	VPS-II, 2 Ch. Variable PS, EU Cord	12V-C
NER-030003702	Ext. Cable, Cont., 1.8 M (6 ft.)	12V-C & 24V-C ²
NER-030003703	Ext. Cable, Cont., 3.0 M (10 ft.)	12V-C & 24V-C ²
NER-030003601	Y cable, 2 Lights, 9 pin D-sub Cont.	12V-C & 24V-C ²
NER-030007006	Ext. Cable, Strobe, 1.8 M (6 ft.)	24V-S
NER-030007010	Ext. Cable, Strobe, 3.0 M (10 ft.)	24V-S
NER-030006900	Y cable, 2 Lights, 9 pin D-sub Strb.	24V-S

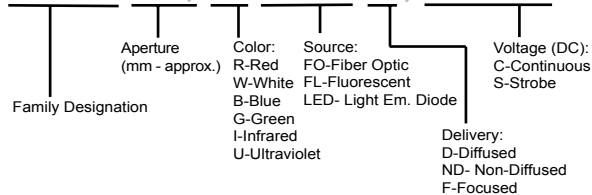
¹NER-01050140x used only with NER-010901900;

NER-01050260x used with either NER-010502702 or 24V-C lights with DB-9 connectors

²24V-C accessories are not available for "Flying Leads" configurations

Description Key Example

SCDI-xx, R LED-D, 12V-C



Illumination & Electrical:

Lighting Technique:

Square Continuous Diffuse

Light Aperture:

59 mm x 76 mm (2.3 in. x 3.0 in.)

Field Of View x Stand-Off:

38 mm (1.5 in.) x 25 mm (1.0 in.)

Light Characteristics:

Source	Color (nm)	Exp. Life	Voltage/Current (max.)		
			12V-C	24V-C	24V-S
LED	Red (636)	60k hrs.	976 mA	240 mA	7.0 A pk.
LED	Red (660)	50k hrs.	572 mA	n/a ¹	n/a ¹
LED	Green (533)	10k hrs.	1.0 A	542 mA	n/a ¹
LED	Blue (470)	10k hrs.	1.0 A	n/a ¹	n/a ¹
LED	White - 6500 Kelvin	10k hrs.	1.1 A	542 mA	n/a ¹

¹No model available in stated voltage

CE Conformity:

Yes

Mechanical:

L x W x H (mm/in.):

138.4 mm x 82.6 mm x 77.0 mm
(5.45 in. x 3.25 in. x 3.03 in.)

Mounting:

(4) M6

Housing Material:

Black Anodized Aluminum

Weight:

454 grams (16 oz.)

Environmental:

Max. Operating Humidity

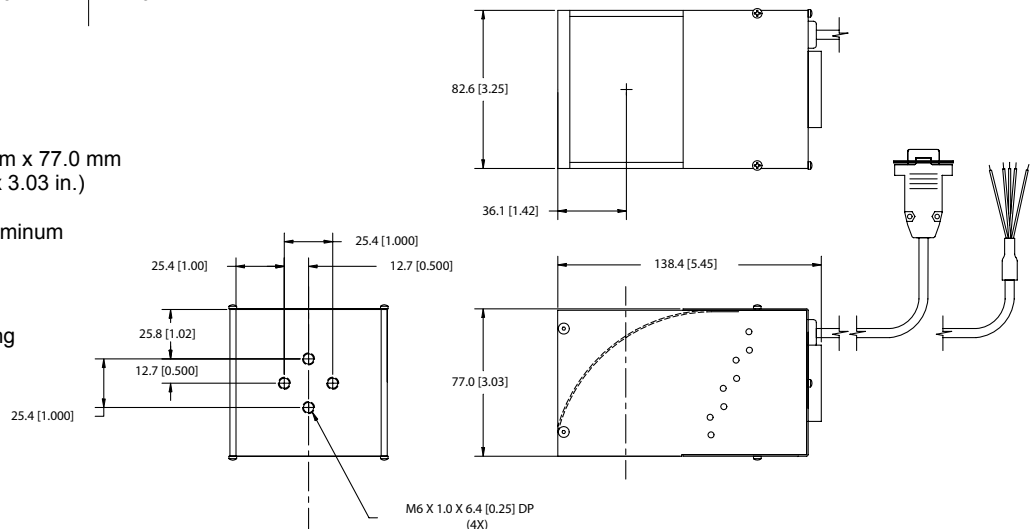
95% non-condensing

Operating Temp.

40°C (104°F)

Storage Temp.

50°C (122°F)



Cables/Connectors:

	Connector	Length	Pin#	1	2	3	4	5	6	7	8	9
12V-C Models	9 pin D-sub Male	0.5 M (18 in.)		+12VDC (Fan)	GND (Fan)	GND	+12VDC	n/a	n/a	n/a	n/a	n/a
24V-S Models	9 pin D-sub Male	2.0 M (6.6 ft.)		V-	n/a	n/a	+24VDC	n/a	n/a	n/a	n/a	n/a
24V-C Models¹	9 pin D-sub Male ¹	2.0 M (6.6 ft.) ¹		+24VDC (Fan)	GND (Fan)	n/a	n/a	n/a	n/a	+24VDC	n/a	GND

¹Note: 24V-C Models w/"Flying Leads" have a 4.5 M (15 ft.) cable with four (4) tinned leads and no connector; leads are labeled GND, V+ (+24VDC), Fan GND and Fan V+ (+24VDC)